

# Social Studies Packet-Grades K/1

## Day 1:

- Complete worksheet- "Taking Care of Me"
- Complete worksheet- "Time to Share"

## Day 2:

- Complete worksheet- "What's My Job?"
- Complete worksheet- "Whose Tools?"

## Day 3:

- Complete worksheet- "Helping Earth"
- Complete worksheet- "Think Green!"

## Day 4:

- Complete worksheet- "Ways We Go"
- Complete worksheet- "Count the Ways"

## Day 5:

- Complete worksheet- "I Can Be A Hero!"
- Complete worksheet- "To the Rescue!"

## Day 6:

- Complete worksheet- "Compare Two Jobs"

## Day 7:

- Complete worksheet- "My Favorite Holiday"

## Day 8:

- Complete worksheet- "Left or Right?"
- Complete worksheet- "Right or Left?"

### **Day 9:**

- Create the "American Symbols" foldable book . Ask an adult to help you. You will need a stapler and a set of crayons. Fold each sheet on the dotted line. Stack the folded pages in the order they are found in the packet. Staple the top of the book.
  - \*cover-"American Symbols"
  - \*page 1-White House
  - \*page 2-Statue of Liberty
  - \*page 3-Bald Eagle
  - \*page 4-American Flag
  - \*page 5-Liberty Bell
  - \*page 6-Pledge of Allegiance
  - \*page 7-Star-Spangled Banner
  - \*page 8-Great Seal
  - \*page 9-Charter of Freedom
- Color each page of the book.
- Have an adult read the book to you. Then retell each page in your own words.

### **Day 10:**

- Complete worksheet- "Connect the Dots: Statue of Liberty"
- Complete worksheet- "My Pledge"

### **Day 11:**

- Complete worksheet- "Sam's Life"

### **Day 12:**

- Complete worksheet- "Choose a Pet"

**HAVE FUN LEARNING!**

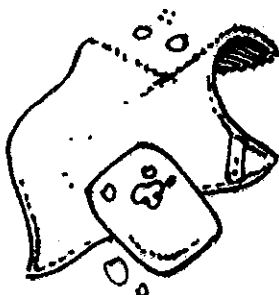
Name .....

Date .....

# TAKING CARE OF ME

You do many things each day to take care of yourself. Look at each picture. Then finish the sentences by writing letters on lines.

1. I wash my \_\_\_\_\_ands.




2. I brush my \_\_\_\_\_eeth.



3. I comb my \_\_\_\_\_air.



4. I take a \_\_\_\_\_ath or a \_\_\_\_\_ower.



**Bonus:** Think of one other thing that you do to take care of your body. Draw a picture of it on the back of this paper.


Name .....

Date .....

# TIME TO SHARE

You can share your talents with others. Each of the kids below has a talent. Draw lines from the kids to the things they could share with others.

I'm good at reading.



A game of catch

I'm good at drawing.




A tasty cupcake

I'm good at baking.



A favorite book

I'm good at sports.



A handmade card

Name ..... Date .....

# What's My Job?

Each clue tells about a person who works in the community. Draw a line from the clue to the worker.

1. I fight fires.



police officer

2. I prevent, or stop, crime.



firefighter

3. I teach children in school.




nurse

4. I help people who are sick.



teacher

5. I help kids cross the street safely.



crossing guard

Name .....

# WHOSE TOOLS?

What kind of tools would each person on the job use? Draw a line to match the name of the worker with the picture of the tool for the job.

1. painter



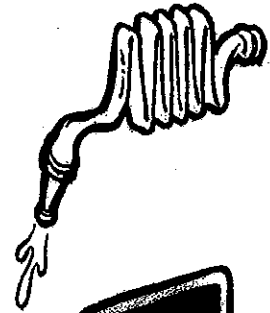
2. chef

3. firefighter

4. doctor

5. hairdresser

6. teacher



**Bonus:** What kind of job do you want to have? On the back, draw a picture of the tools you would need for the job you like best.

Name \_\_\_\_\_

# HELPING EARTH

Read each sentence below. If it tells about a problem Earth has, put an **X** on it. If it tells how we can help Earth, **circle** it.

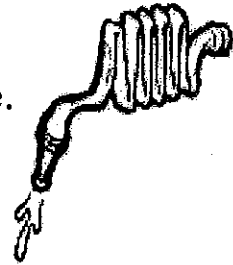
1. There is too much trash.



2. We can plant more trees.



3. We can use less water from the sink, bath and hose.



4. The air is dirty in some cities.



5. Animal homes are getting smaller.



6. We can recycle paper, plastic and glass.



7. There is not enough clean drinking water.





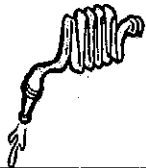





8. We can walk or bike to places nearby.



Name ..... Date .....

# THINK GREEN!

Read each sentence below. If it tells about a problem Earth has, put a ✓ under *problem*. If it tells how to help Earth, put a ✓ under *solution*.

	<b>Problem</b>	<b>Solution</b>
1.  There is too much trash.		
2.  We can recycle paper, plastic and glass.		
3.  We can use less water.		
4.  There is not enough clean water.		
5.  There is too much traffic.		
6.  We can walk or ride a bike.		
7.  We can plant trees.		
8.  The air is dirty in some cities.		

Name \_\_\_\_\_

# WAYS WE GO


Cut out the pictures of each vehicle below. Read the headings for each box. Then move the pictures into the boxes that they belong in. Some vehicles fit into more than one box.

**School**

**Work**

**Vacation**

**Friend's House**




Name \_\_\_\_\_

# COUNT THE WAYS

Mr. Morrison's class took a poll. They found out how kids go to school. Look at the graph. Then finish the sentences below.

## How Kids Go to School



1      2      3      4      5      6      7      8      9      10

1. There are \_\_\_\_\_ kids who ride a bike.
2. There are \_\_\_\_\_ kids who take the bus.
3. There are \_\_\_\_\_ kids who ride in a car.
4. There are \_\_\_\_\_ kids who walk.
5. More kids in this class \_\_\_\_\_ to school than go any other way.

**Bonus:** How many kids are in this class? \_\_\_\_\_

Name \_\_\_\_\_

# I CAN BE A HERO!

Read some of the ways a hero acts below. Decide how you could be a hero in each situation. For boxes 3 and 4, draw your own pictures.

1. Heroes help others.



2. Heroes do not take sides.



3. Heroes work hard.

4. Heroes are brave.


**Teacher:** Pair students to discuss the situations. Choose pairs to role-play their solutions for the class.

Name .....

Date .....

# TO THE RESCUE!


Help the Riders for Health worker bring medicine to people in a distant village. Draw a line to show the right way to the village.





Name .....

Date .....



# My Favorite Holiday

Write about the holiday you like best. Give two reasons for your choice. Use the graphic organizer below.

**My favorite holiday is**

---

---

---

**Reason 1**

---

---

---

---

---

---

---

---

**Reason 2**

---

---

---

---


---

---

---

---


**Draw a picture that shows how you celebrate the holiday.**



Name \_\_\_\_\_


# LEFT OR RIGHT ?

Circle the word that tells what hand is showing, the left or the right hand.




left

right




left

right



left

right




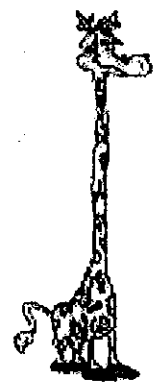


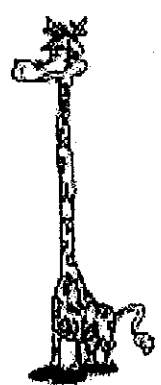

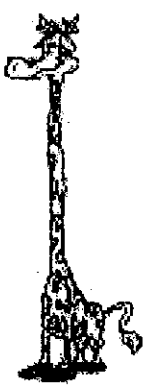

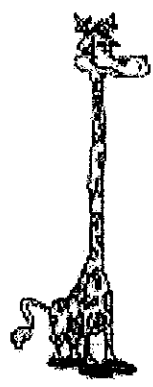
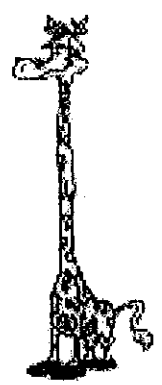

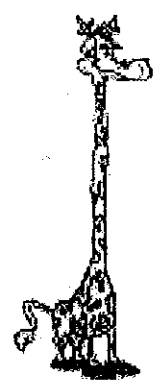

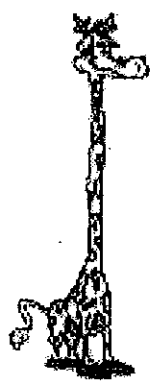


left

right

Name \_\_\_\_\_


# RIGHT OR LEFT ?

Circle the animals that are facing right.  
Draw a line under the animals that are facing left.



# CONNECT the DOTS

---



The Statue of Liberty

Name \_\_\_\_\_ Date \_\_\_\_\_

# My Pledge

Finish the sentences.

I promise to care about my country called

---

---

---

I am proud of my country because

---

---

---


I can show my love for my country by

---

---

---





Draw a picture. Show how you show love for your country.



# Sam's Life

Write the letter of each picture where it belongs under the time line.

1	2	3	4	5	6	7
Year	Years	Years	Years	Years	Years	Years
Old	Old	Old	Old	Old	Old	Old
_____	_____	_____	_____	_____	_____	_____
_____	_____	_____	_____	_____	_____	_____
_____	_____	_____	_____	_____	_____	_____



# Choose a Pet



Draw three animals that would make good pets.  
Put an **X** by the best pet for you.

A large, empty rounded rectangle intended for drawing the first animal.

\_\_\_\_\_

-----

\_\_\_\_\_

A large, empty rounded rectangle intended for drawing the second animal.

\_\_\_\_\_

-----

\_\_\_\_\_

A large, empty rounded rectangle intended for drawing the third animal.

\_\_\_\_\_

-----

\_\_\_\_\_