

## **SEATING ARRANGEMENTS AT CONFIRMATION LITURGY**

1. Confirmation Candidates will have assigned seating. Each will receive 1/2 of a pew.
2. Each candidate will be sitting with his/her sponsor and parents. All will join the Candidate in coming forward to the Bishop for reception of the sacrament.
3. Side pews, balcony, and unused center pews are non-reserved seating for guests.
4. Persons with physical disabilities, e.g., use of a wheelchair, will be given special seating arrangements. Please contact the Religious Education Office to reserve this seating. (708) 423-5747.

Thank you,


Mr. Robert J. Gordon  
Director of Religious Education

## **SEATING ARRANGEMENTS AT CONFIRMATION LITURGY**

1. Confirmation Candidates will have assigned seating. Each will receive 1/2 of a pew.
2. Each candidate will be sitting with his/her sponsor and parents. All will join the Candidate in coming forward to the Bishop for reception of the sacrament.
3. Side pews, balcony, and unused center pews are non-reserved seating for guests.
4. Persons with physical disabilities, e.g., use of a wheelchair, will be given special seating arrangements. Please contact the Religious Education Office to reserve this seating. (708) 423-5747.

Thank you,

Mr. Robert J. Gordon  
Director of Religious Education



## **REFLECTION ON A CHRISTIAN LIFESTYLE**

During this period of preparation, the Church, the people of God, ask you to give yourself some quiet time for reflection on living a Christian lifestyle.

Jesus taught the Church many things by way of example. Can you think of someone you know, who is a good example of one who is living a Christian lifestyle?


Yes, you can. In fact, you have probably already chosen this person. It is your sponsor!

As St. Paul asks us to imitate him because he imitates Jesus; so too, your sponsor is your guide as he/she imitates Jesus. Tell us about your sponsor. Write a reflection paper presenting the reasons why you chose this person as an example of one who is living a Christian lifestyle.

The paper must be:

1. 200 words long or longer.
2. Written neatly in ink, or typed, or done on a word processor or computer.

**DUE DATE:** December 5, 2011




### **LETTER OF REQUEST TO FATHER HENRY FOR SACRAMENT OF CONFIRMATION**

The Request should be written as a letter to Father Henry. It may be hand printed, typed, or done on a computer or word processor.

#### **THE LETTER MUST CONTAIN THE FOLLOWING INFORMATION:**

1. Name
2. Name of Parish.
3. Personal reasons for wanting to celebrate the sacrament of Confirmation.
4. Tell how you have prepared for the Sacrament.
5. What name have you chosen for Confirmation? (Include in letter)
6. Name of your sponsor.
7. Give reason for choosing your sponsor.
8. Give an example of a Christian action you might perform in the future, i.e., work of mercy, or justice, etc. be particular.
9. Sign and date the letter.

**DUE DATE:** December 5, 2011



**CONFIRMATION CHECK LIST**

- |    |                            |       |  |
|----|----------------------------|-------|--|
| 1. | October 17                 | _____ | Retreat Permission Form                  |
| 2. | October 17                 | _____ | Confirmation Fee - \$30.00               |
| 3. | November 6<br>9:00 AM Mass | _____ | Declaration of Intention                 |
| 4. | November 7                 | _____ | Information Sheet                        |
| 5. | November 7                 | _____ | Name Sheet                               |
| 6. | December 5                 | _____ | Letter of Request to Father Henry        |
| 7. | December 5                 | _____ | Reflection Paper                         |
| 8. | January 23                 | _____ | Service Hours Sheet & Project Reflection |
| 9. | January 23                 | _____ | Sponsor letter to Pastor                 |

\* \* \* \* \*

**A Confirmation Practice for candidates and their sponsors will be held in the Church on Wednesday, February 29, 2012 at 7:45PM. This will follow the 7PM Lenten Mass. Candidates and Sponsors are required to be at the 7PM Mass. Sacrament of Confirmation is March 3, 2012, at Noon with Bishop Gorman.**

**INFORMATION SHEET** (For Parish Records)

PLEASE PRINT: To be completed by parent/guardian.

Name of Student: \_\_\_\_\_  
FIRST MIDDLE LAST

Home Address: \_\_\_\_\_ Street

City \_\_\_\_\_ State \_\_\_\_\_ Zip \_\_\_\_\_

Date of Birth: Month \_\_\_\_\_ Day \_\_\_\_\_ Year \_\_\_\_\_

Place of Birth: City \_\_\_\_\_ State \_\_\_\_\_ Country \_\_\_\_\_

Date of Baptism: Month \_\_\_\_\_ Day \_\_\_\_\_ Year \_\_\_\_\_

Place of Baptism: Church \_\_\_\_\_ . City \_\_\_\_\_


Father: Full Name \_\_\_\_\_  
FIRST MIDDLE LAST

Mother: Full Name \_\_\_\_\_  
FIRST MIDDLE MAIDEN NAME

Sponsor's Name: \_\_\_\_\_

Student's Confirmation Name: \_\_\_\_\_

**DUE DATE: November 7, 2011**



# JESUS

**“HE CALLS THEM ALL BY NAME”**

Psalm 147:4

## **FOR CANDIDATE AND PARENT/GUARDIAN TO COMPLETE**

Your name gives you an identity. It tells others who you are. When you were baptized, your parents chose your name. Now, as you are confirmed, you will claim your own name. You may retain your Baptismal name or select a new name which reflects your role as a mature Christian. **The new name you choose must be a saint's name.**

The Church requests that you and your parent/guardian reflect on your name choice.

**MAY HIS NAME BE BLESSED FOREVER;  
AS LONG AS THE SUN HIS NAME SHALL REMAIN, PS.72**

**DATE DUE: November 7, 2011**

**NOTE: Please use back of sheet for response.**

**A. CANDIDATE**

My baptismal name is \_\_\_\_\_.

I have chosen the name \_\_\_\_\_ for

Confirmation because \_\_\_\_\_

---

---

---

---

---

---

---

---

One thing this saint is known for is: \_\_\_\_\_

\_\_\_\_\_.

\_\_\_\_\_  
**Candidate Signature**

**B. PARENT/CANDIDATE**

I agree with my child's choice of name for Confirmation because \_\_\_\_\_

---

---

---

---

---

---


---

---

\_\_\_\_\_  
**Parent/Guardian Signature**

## CONFIRMATION RETREAT

A very important part of the Confirmation preparation is time spent at a retreat. The Confirmation retreat this year will be held on: **Wednesday, October 19, 2011.**



- DRESS:** Casual...jeans, sweats, gym shoes are allowed.
- TIME:** **St. Catherine Elementary School students** should report to their homerooms at their regular time.  
**Sunday School of Religion students** should arrive by 8:45 AM and go to the Alexandria Center Gym.  
Dismissal from the retreat will be at 2:15 PM.
- PLACE:** St. Catherine of Alexandria Community Center.
- COST:** Is included in \$30.00 sacrament donation.
- NOTE:** You may bring a lunch, if you are unable to eat pizza. We ask you to order your choice of pizza below. Pop is provided.

THANK YOU,  
Mr. Gordon

---

### RETREAT RESERVATION SLIP

I request that my daughter/son, \_\_\_\_\_, participate in the Confirmation Retreat at St. Catherine of Alexandria on Wednesday, October 19, 2011. I will advise her/him of proper behavior during the retreat.

\_\_\_\_\_  
Parent/Guardian Signature

Phone number where you can be reached during the retreat: \_\_\_\_\_

**PIZZA ORDER**      \_\_\_\_\_ slices of sausage pizza, \$1.50 a slice = \$ \_\_\_\_\_

\_\_\_\_\_ slices of cheese pizza, \$1.50 a slice = \$ \_\_\_\_\_

**TOTAL AMOUNT ENCLOSED**      \$ \_\_\_\_\_

**PLEASE RETURN TO RELIGIOUS EDUCATION CENTER BY: OCTOBER 17, 2011.**

## Confirmation Service Projects and Reflections

Due Date: January 23, 2012

**Christian Service (Loving Service):** Three elements are important in showing Christ's love to others through acts of Christian Service. These three elements should be present in the service projects you perform.

**1. Intention – Why** we do something is our intention. When our intention is to show Christ's love for others through our action, then we are doing an act of loving service (Christian Service). We are doing it for God. If we are doing something so that we might personally get something out of it, then it is a self-centered or selfish act, not an act of loving service. For example, doing something for pay or doing something just to collect service hours for Confirmation is self-centered. In other words, one's intention is to love God through serving others.

**2. Attention – How** we do something is our attention. When we do an act of loving service we pay attention to what we are doing. The act should get our full attention. For example, if one is helping senior citizens in a nursing home, then our attention is on the person we are helping not on the T.V. program they may be watching at the time. If we are washing dishes whether at home or at a soup kitchen, our attention is on the washing of dishes not on the music that may be playing or the conversation in the room. In other words, leave the ipods at home and pay attention to what you are doing. Attention is about being present to the moment. Rather than thinking about what happened today (the past) or what one will do later or tomorrow (the future) one stays focused on what one is doing right now. This is loving service.

**3. Loving Service – Who** is doing the act of Christian Service? You and the Holy Spirit. Through your Baptism the Spirit of God dwells within you. We often think of the Spirit as being our conscience; but the Holy Spirit is more than that. The Spirit is the one who inspires you to do acts of Christian Service. The Spirit guides you. Therefore you have a very good reason for listening to the Spirit. How do we do this? We do this through prayer. Develop a regular practice of prayer.

Note: It is important for your sponsor to be involved in your preparation for the sacrament of Confirmation. The two of you should find opportunities to do some of your service projects together. When you and your sponsor work together on a service project, include your sponsor's reflection on your service reflection paper.

On the reverse side of this sheet you will find four reflection questions. Answers these questions fully. Keep in the mind the WHY – HOW – WHO of doing service.

CANDIDATE'S NAME \_\_\_\_\_

SERVICE PROJECT NAME \_\_\_\_\_

DATE COMPLETED \_\_\_\_\_

1, Describe the act of loving service that you did. Include (a) Where did you do it, (b) for whom did you do it, (c) what exactly did you do, and (e) if your sponsor was present, how did he or she help you with this act of service?

2. Why did you choose this particular act of service to do? Include (a) your INTENTION in doing this service, (b) why is this an act of loving service, (c) look at the list of 'works of mercy', do you see one of these being done through your act, (d) who benefited from this act of service, and (e) if your sponsor was with you, ask your sponsor to explain why they wanted to do this act of service and what act of mercy do they see being committed here.

3. How did you do this act of service? Include (a) where was your attention while doing this act of service, (b) how did it feel to put your full attention on another person or on a certain activity, (c) describe how you paid attention to what you were doing,

4. How do you see this as an act of Loving Service (Christian Service)? Include, (a) look at the list of the Fruits of the Spirit, what fruit or fruits were present in this act of service? For example, did you act out kindness, or practice patience, or experience joy, to name a few; did the person you serve experience generosity, kindness, peace, to name a few through your presence; and if your sponsor was there, ask them what fruit of the Spirit was present for them.

Note: Please use a separate sheet of paper for your responses to the above.

# Confirmation Service Hours Reflection Paper

## Guidelines for writing a Christian Reflection Paper

- **Develop a close friendship with Christ.** This is done through prayer, reading sacred scripture (Bible), and receiving the sacraments (Eucharist and Reconciliation) regularly. Pray with the scriptures (Praying with the Bread of Life) so that you will become more sensitive to the Mind of Christ. When you look at the world and people in your life, do you see them with the eyes of Christ?
- **Do what Jesus asks all Christians to do.**

### WORKS OF MERCY

#### Corporal works:

To feed the hungry.  
 To give drink to the thirsty.  
 To clothe the naked.  
 To visit the imprisoned.  
 To shelter the homeless.  
 To visit the sick.  
 To bury the dead.

#### Spiritual works:

To admonish the sinner.  
 To instruct the ignorant.  
 To counsel the doubtful.  
 To comfort the sorrowful.  
 To bear wrongs patiently.  
 To forgive all injuries.  
 To pray for the living and the dead.

- **Recognize the Fruits of the Holy Spirit.**  
 As one grows spiritually in the Catholic Faith others will begin to recognize the presence of the Holy Spirit in one's life by the fruits (signs) of the Holy Spirit. Look for these signs yourselves in others and in the service hours that you do. When you reflect on a particular service project, ask yourself, "Did I experience any of these signs?"

### FRUITS (SIGNS) OF THE HOLY SPIRIT

Charity	Joy	Peace	Patience
Kindness	Goodness	Generosity	Gentleness
Faithfulness	Modesty	Self-control	Chastity

- **Use the Gifts of the Holy Spirit.** By our Baptism the Spirit of God dwells within each Catholic person. The power of the Spirit is available to us.

### GIFTS OF THE HOLY SPIRIT

Wisdom	Understanding	Knowledge	Right Judgment
Courage	Reverence	Wonder and Awe	

- **Have you ever asked yourself, "What is love?" God answered...**  
 Love is patient and kind; it is not jealous or conceited or proud; love is not ill-mannered or selfish or irritable; love does not keep a record of wrongs; love is not happy with evil, but is happy with the truth. Love never gives up; and its faith, hope, and patience never fail. Love is eternal. *1 Corinthians 13:4-8*
- **To recognize more signs of the Holy Spirit in one's life, get out your Bibles and turn to the Gospel of Matthew, Chapter 5, verses 3-10, and read the BEATITUDES.**  
*(Continued on back.)*

- **Service Projects and Reflections** – When choosing a service project review the Works of Mercy. Can you find a service to perform that is similar to one of these works? For example: (1) To feed the hungry, you might help at a soup kitchen or prepare meals for PADS. (2) To instruct the ignorant, you might tutor younger children in religion, math, science, English, etc. (3) To bury the dead, you can be an Altar Server at a funeral without accepting money for it. (4) To clothe the naked, you can collect clothes or funds to purchase clothes for people in need like the homeless who stay in PADS shelters or for victims of disasters like Hurricane Katrina, or baby clothes for Courage. **These are ideas. What service projects can you and your sponsor come up with?**

### **IMPORTANT INSTRUCTIONS**

- **After you do a service, reflect upon it.**
  - (1) Describe the service that you did in whole sentences.
  - (2) After describing it, remark on what you liked best and what you liked least about the whole experience. By doing this you learn a little bit more about yourself.
  - (3) Now you want to see where God can be found in the service that you did. Look over the Fruits of the Spirit. What fruits did you experience during the service you performed? Did you feel **peace**? Were you **generous** with your time or your contribution? Was there a **gentleness** present in yourself or maybe in those you served? Was **joy** present? Did you have **self-control** or did you have a moment when you lost your cool? Were you inspired to be **kind**? Were others kind to you? Sometimes a few of the fruits of the Spirit are present. Sometimes you may only notice one. Describe how God was present by using the fruits as an example.

**In whole sentences describe how God was present and through whom the fruit of the Spirit made itself known.**
- **Write or type your reflections so they are neat and readable. Your sponsor can help you with your reflections. These reflections are important for two reasons.**
  - (1) **You will learn more about yourself through doing for others.**
  - (2) **You will more easily recognize the presence of God in daily life.**

God Bless.

Mr. Gordon

Director of Religious Education

St. Catherine of Alexandria parish

10621 S. Kedvale Ave., Oak Lawn, IL 60453

☎ (708) 423-5747 Email: [stcatherineofalexandria@yahoo.com](mailto:stcatherineofalexandria@yahoo.com)

On-Line Calendar: <http://calendar.yahoo.com/stcatherineofalexandria>