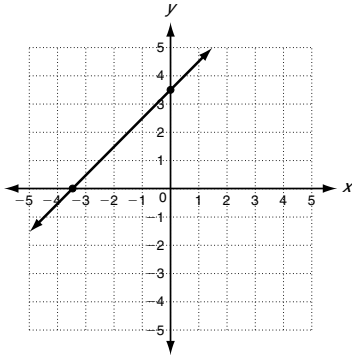


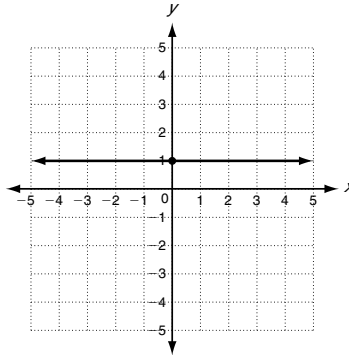
LESSON
5-2 **Practice C**
Using Intercepts

Find the x - and y -intercepts.

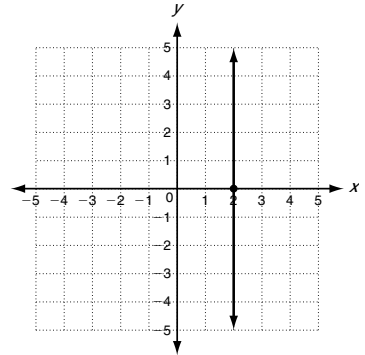
1.



2.

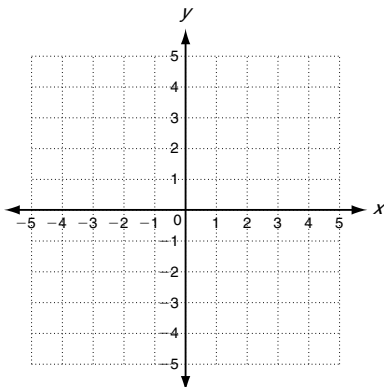


3.

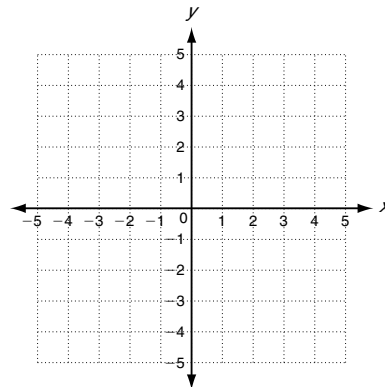


Use intercepts to graph the line described by each equation.

4. $y = 0.25x - 1$



5. $\frac{1}{3}x + y = 1$



6. The change in water level of one portion of the Mississippi River is about -0.3 ft per day. If the water level starts at 17 feet and falls for x days, the level is represented by the function $f(x) = 17 - 0.3x$.

a. Find the intercepts and graph the function.

b. What does each intercept represent?

