


The BIG 6

Information Problem-Solving Approach

Standards for Utah Library Media Programs: Students demonstrate the ability to locate, evaluate, interpret, and communicate information and ideas for intellectual development, personal employment, and lifelong learning

The BIG 6



Click on me to find
the Big 6 web site in
the [Bibliography](#)

Information Problem-
Solving Approach

What are the steps of the BIG 6?

- 1. TASK DEFINITION
- 2. INFORMATION SEEKING STRATEGIES
- 3. LOCATION AND ACCESS
- 4. USE OF INFORMATION
- 5. SYNTHESIS
- 6. EVALUATION



1. TASK DEFINITION

It answers the question WHAT?

- **What is the QUESTION:** “What is the average temperature of Mars?”
- **What is the solution to the PROBLEM:** “What are some problems an astronaut will face due to the temperature on Mars?”
- **What is the ASSIGNMENT:** “Compare the temperature on the Moon with the temperature on Mars.”



2. INFORMATION SEEKING STRATEGIES


They answer the question HOW?

- How can I find the best possible information?
 - ✓ Encyclopedias
 - ✓ Library books
 - ✓ Internet sites
 - ✓ Magazine articles
 - ✓ Newspaper articles
 - ✓ Videos/TV programs
 - ✓ Software programs
 - ✓ Interviews with experts



3. LOCATE AND ACCESS INFORMATION

It answers the question **WHERE?**



- Where do you find encyclopedias, magazines, newspapers and library books?
- Where do you find Internet sites and software programs?
- Where do you find experts?

4. USE OF INFORMATION

This is the step where you LOOK!

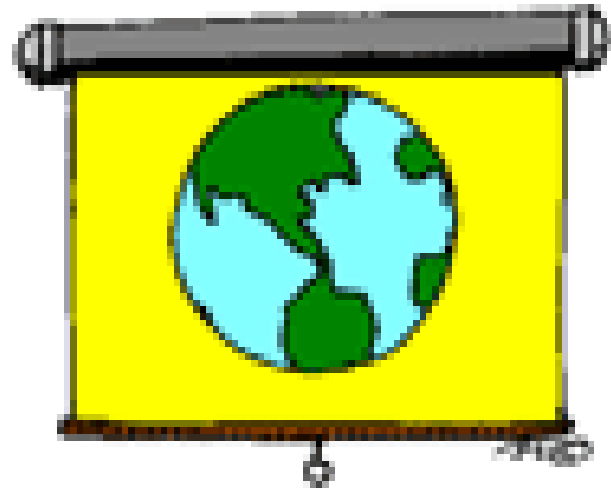


- This is the step where you actually read the books, articles, Internet sites.
- This is the step where you watch the video/TV programs.
- This is the step where you interview the experts.
- REMEMBER to record the source—BIBLIOGRAPHY (author, title, page, etc.)

5. SYNTHESIS

This is the step where you SHOW!

- How do I want to share my information?
 - ✓ Written report
 - ✓ Poster and charts
 - ✓ Slide show presentation
 - ✓ News report
 - ✓ Oral report
 - ✓ Video
 - ✓ Game show



6. EVALUATION

This is the step where it is judged.

- Judge the **PRODUCT**:
 - ✓ Did it accomplish the task?
 - ✓ What was the quality of the product?
- **JUDGE THE PROCESS**:
 - ✓ What part of the process was successful?
 - ✓ What would I do differently next time?



CONGRATULATIONS!

You have just learned
the BIG 6.

You may now **BEGIN!**



Bibliography

- Eisenberg, Mike and Berkowitz, Bob. “Information Literacy and the Information Age,” [http:// www.Big6.com](http://www.Big6.com), November 8, 2004.



Click on the underlined words to go to the Big 6 Web site

Click on me to go back to slide #2

Bibliography Continued

- “Discovery Channel School’s Clip Art Gallery,”
<http://school.discovery.com/clipart>, November, 8, 2004
- “Microsoft Office Template Home Page,”
<http://office.microsoft.com/templates>, November 23, 2004
- “WingsFan’s Wavs,” <http://bennyhills.fortunecity.com/carrey/312/wavs.html>, November 17, 2004.



The End

